

Spore News

Volume 4, Number 1
January 2007



Impact of Culture Media on Biological Indicator Spore Recovery

The D-value of a specific biological indicator is significantly influenced by the spores, but also by carrier materials, product configuration, and recovery culture medium. Spores don't have an intrinsic D-value. Spores must be placed in or on a carrier to be tested. They need to be provided with nutrients for recovery and growth after testing. All these elements affect the measured result. Therefore, the D-value test is a measurement of the performance of the "Biological Indicator" system.

The recovery medium significantly influences measured recovery. The USP⁽¹⁾ specifies Soybean Casein Digest (SCD) media in agar and broth forms. Variations in population recovery as well as resistance performance occur with different manufactured lots of the same media formulation from the same manufacturer. Soybeans are a natural product, therefore, the source of the soybeans as well as the particular growing season conditions all influence the nutritional quality of the soybeans. This nutritional quality has a direct impact on the ability to recover spores⁽²⁾.

Graham and Boris⁽³⁾ described how different lots of media affected measured biological indicator performance. Pflug^(4,5) also reported the effect of culture medium on the recovery of spores. Shintani and Akers⁽⁶⁾ also observed the variance. Sasaki et al⁽⁷⁾ also confirmed that calcium concentrations in the media varied greatly among media manufacturers. Shintani et al⁽⁸⁾ further documented a correlation between increased calcium concentration in SCD media and an increased ability to recover injured *G. stearothermophilus* spores.

Shintani is quoted "if you don't have the same medium used by the BI manufacturer to certify the product, you will not be able to reproduce the certified data."

Figure 1 illustrates the difference of D-values between lot to lot and manufacturer to manufacturer using SCD media. Data collected by Shintani et al⁽⁸⁾.

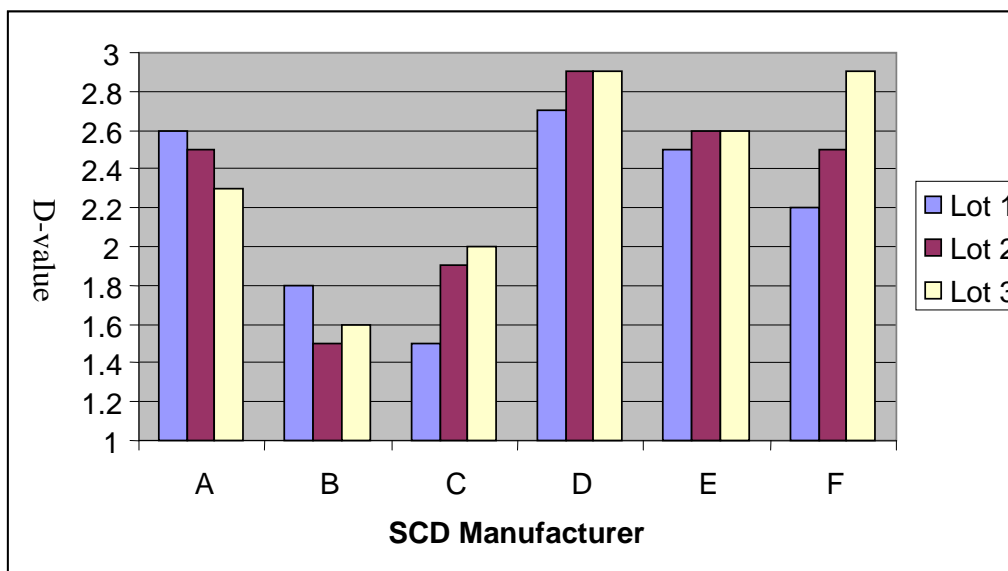


Figure 1. Three lots of SCD were tested from each of six different manufacturers.

ISO 11138:1994⁽⁹⁾ states that the D-value of a BI must be reproducible to within 0.5 minutes of the certified value. The above data indicate major differences between the highest and lowest recovery and between different lots of SCD from different manufacturers. The data in Figure 1 clearly shows that different manufacturers of SCD yield different performance data. The ISO requirement could be met if media used was from the same SCD manufacturer. Each manufacturer of SCD media demonstrated variances that were within the ISO D-value limit.

Figures 2 and 3 illustrate the differences SGM observed with spore population recovery of *G. stearothermophilus* and *B. atrophaeus* using three lots of SCD media purchased from the same manufacturer.

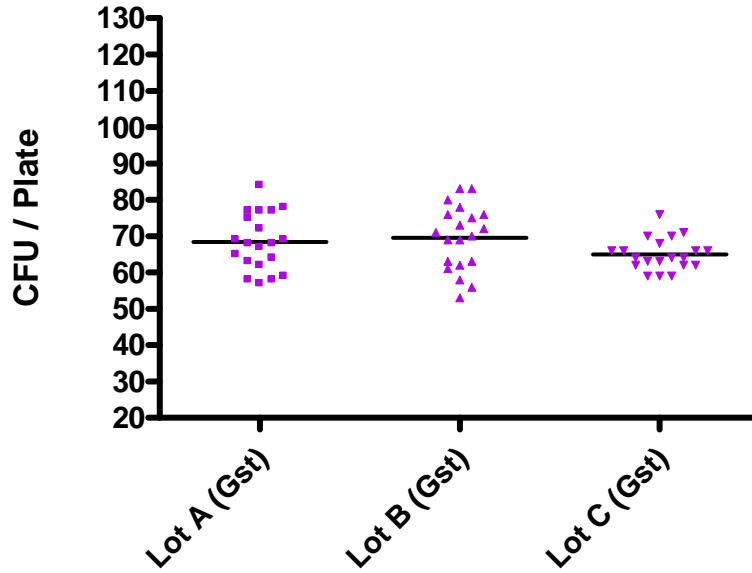


Figure 2. *G. stearothermophilus* (Gst) recovery with three (3) different manufactured lots of SCD media

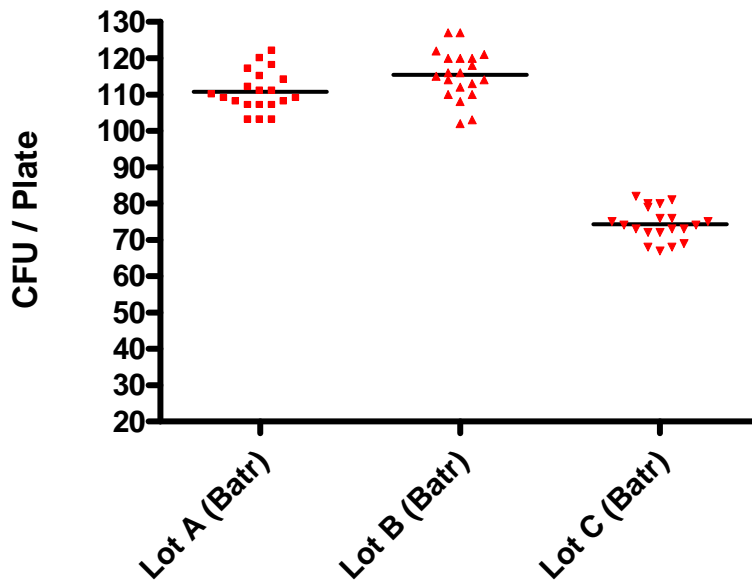


Figure 3. *B. atrophaeus* (Batr) recovery with three (3) different manufactured lots of SCD media

In Table 1 Lots A, B and C were all consistent in spore recovery of *G. stearothermophilus*. Lots A and B provided similar spore recovery for *B. atrophaeus*, but Lot C gave a much lower spore recovery of *B. atrophaeus*.

Table 1. Summary of the recovered colony forming units (CFU’s) for the three lots of media tested.

	Lot A (Gst) ²	Lot B (Gst)	Lot C (Gst)		Lot A (Batr) ¹	Lot B (Batr)	Lot C (Batr)
Number of Samples	20	20	20		20	20	20
Minimum CFU’s	57	53	59		103	102	67
Maximum CFU’s	84	83	76		122	127	82
Mean CFU’s	68.35	69.55	65.0		110.7	115.4	74.35
Std. Deviation	7.788	8.835	4.389		5.516	6.816	4.440

¹Batr: *B. atrophaeus*

²Gst: *G. stearothermophilus*

USP specifies SCD medium as a general guidance, but it is only the beginning of the manufacturer’s medium controls. SGM controls these media “differences” by offering a number of self-contained BIs (EZTest®, MagnaAmp®, and SterilAmp®), which provide exactly the same spore recovery medium as that used for performance data. SGM also offers Releasat® culture sets for EO, which includes the same tubed media used for the performance data of the SGMStrips®.

SGM has recently introduced a Population Assay Kit. This kit includes a bottle of sterile culture media and all the supplies to duplicate the spore population assay. This product provides our customers with the same culture medium used by SGM when performing spore population determination.

Differences in the nutritional quality of culture media significantly influence not only the spore population recovered, but also the measured performance of the spores. This difference is impossible to predict or detect. It only becomes apparent when experimental data indicates a result that was different than expected. It is not easy to explain the aberrant results. SGM is making available to our customers the same media used in our testing. Our goal is to have it available for all products in the near future.

Please email us with topics you would like to see addressed in “Spore News”.



¹United States Pharmacopeia (USP) 28, 2005, Mack Publishing Co., Easton, Pa.

²Davis, S.B.; Carls, R.A.; Gillis, J.R. Recovery of Sublethal Sterilization Damaged Bacillus Spores in Various Culture Media. In *Developments in Industrial Microbiology*, 1979, 20, 427-438, Underkofler, L.A., and Wulf, M.L., Eds. Society for Industrial Microbiology, Arlington, VA. 1979.

³Graham G.S. and C.S. Boris, "Chemical and Biological Indicators", in *Sterilization technology: A practical guide for manufacturers and users of health care products*, Morrissey R.F. and B.Y. Phillips (eds), New York, Van Nostrand Reinhold, pp. 36-69 (1993).

⁴Pflug I.J., Smith G.M., Christensen R., "Effect of Soybean Casein Digest Agar on Number of Bacillus stearothermophilus Spores Recovered", *Applied and Environmental Microbiology*, August [42] pp. 226-30 (1981).

⁵Pflug I.J. "Microbiology and Engineering of Sterilization Processes", in *Environmental Sterilization Services, Tenth Edition*, Minneapolis, Chapter 8, p. 8.1 (1999).

⁶Shintani H. and J.E. Akers, "On the Cause of Performance Variation of Biological Indicator Used for Sterility Assurance," *PDA Journal of Pharmaceutical Science and Technology*, Vol. 54, No. 4, July-August, (2000).

⁷Sasaki K, H. Shintani, J. Itoh, T. Kamogawa, Kajihara, "Effect of Calcium in Assay Medium on D-value of Bacillus stearothermophilus ATCC 7953 Spores", *Applied and Environmental Microbiology*, December, 66[12], 2000.

⁸H. Shintani and K. Sasaki, "On the Difference in Attaining Sterility Assurance Between Lots and /or Manufacturers of Soybean Casein Digest Culture Medium," *J.Antibact. Antifun. Agents*, 27, 145-151 (1999)

⁹International Organization for Standardization, "Sterilization of Healthcare Products: Biological Indicators, ISO 11138:1994 (ISO, Geneva, 1994)