

# Spore News™

Volume 5, Number 3  
May 2008



Kurt McCauley  
R & D Lab Manager

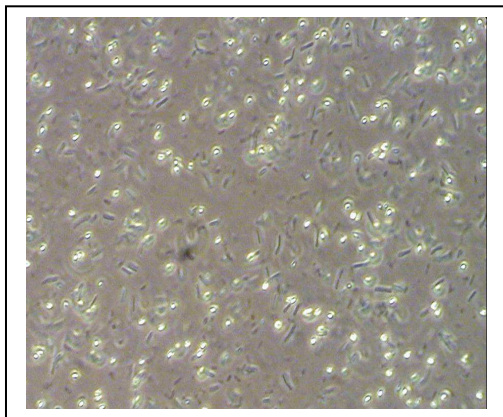
## Heat Shock/Heat Activation

Verifying the population of a lot of biological indicators is one of the easier checks the end user can perform. One step in the population assay procedure is the “heat shock”. Depending on the organism, the time and temperature of the heat shock will vary as detailed in many standards and regulations.

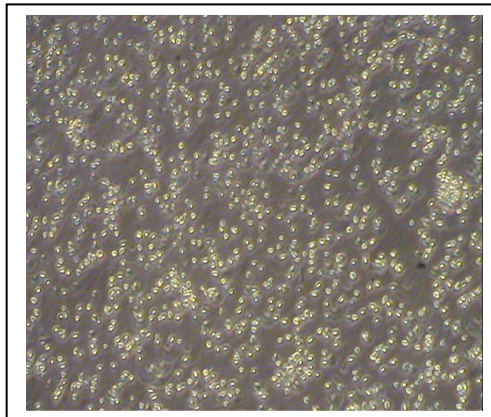
What is the purpose of the heat shock? Heat shock is defined as a controlled heat treatment of a sample. From a microbiological stand point, heat shock serves two main purposes:

- 1) The isolation of spore formers from a sample by the elimination of vegetative cells through thermal destruction. A boil test could be considered a type of heat shock.
- 2) The activation (or “breaking of dormancy”) of spores inducing them to germinate. This is a well studied effect and certain species (or strains of the same species) seem to be more responsive to the heat shock.

The spores used in biological indicators should be clean and free of vegetative cells as well as all other cellular debris. Therefore, the purpose of the heat shock in the population assay of a biological indicator is primarily the heat activation of the spores.



Spores Prior to Cleaning

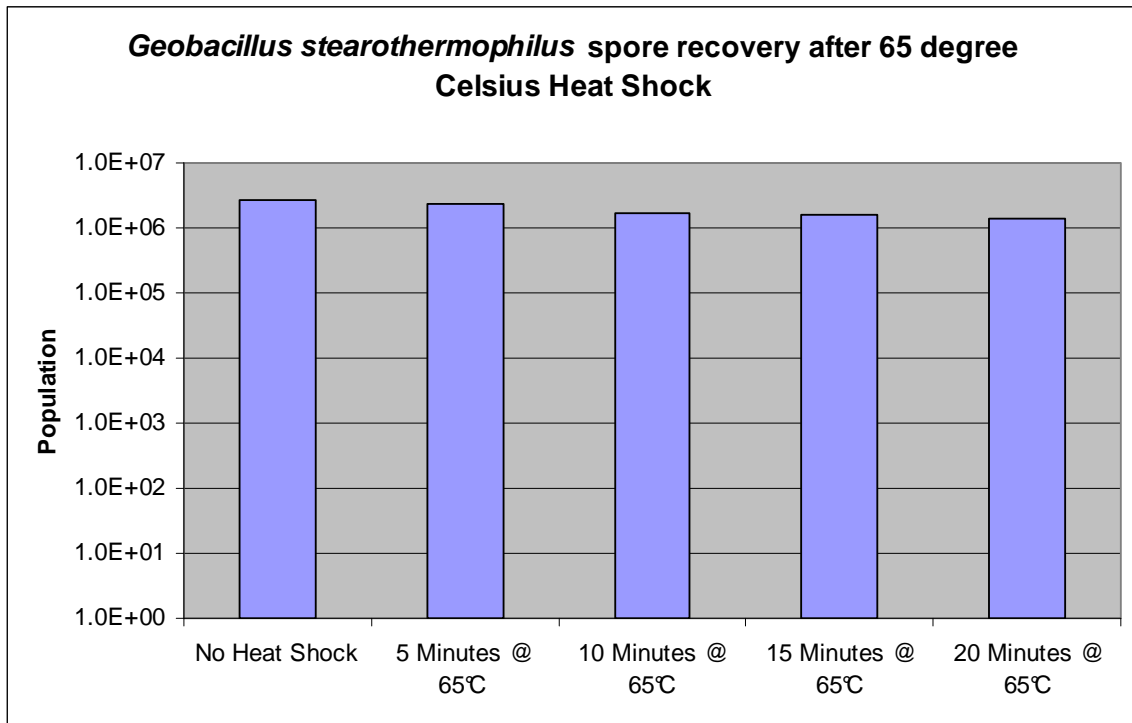


Spores After Cleaning

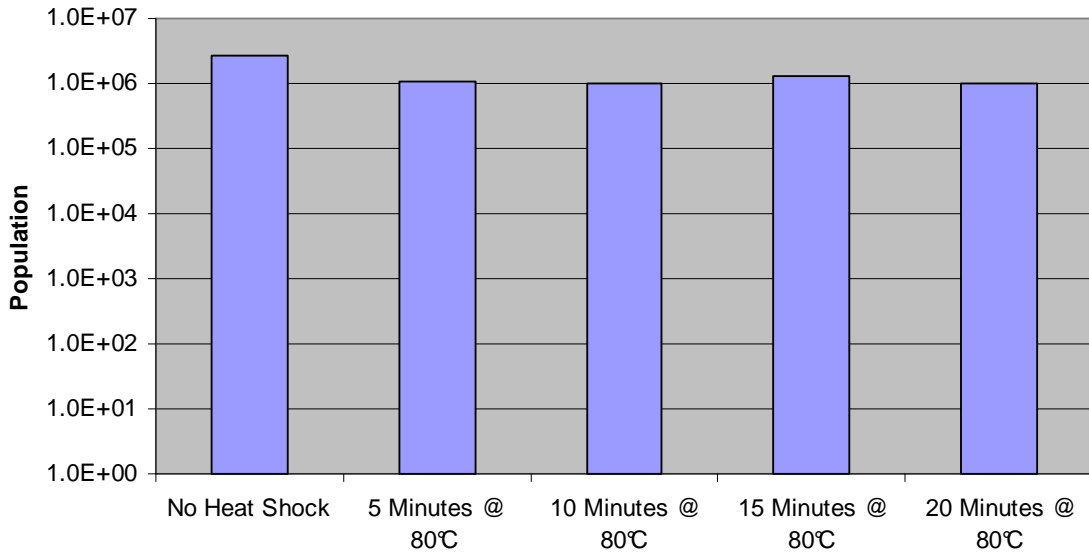
An example of the heat shock effect can be viewed in the series of charts below. Under these tests, there was little change in the population of *Geobacillus stearothermophilus* spores in any of the heat shock treatments as compared to the untreated sample. Other strains of the same organism may show a different result.

The *Bacillus atrophaeus* spores showed an increase in recovery after heat shock with the optimal conditions being 10 minutes at 80°C. This is the same time-temperature combination for heat shock stated in the USP for this organism.

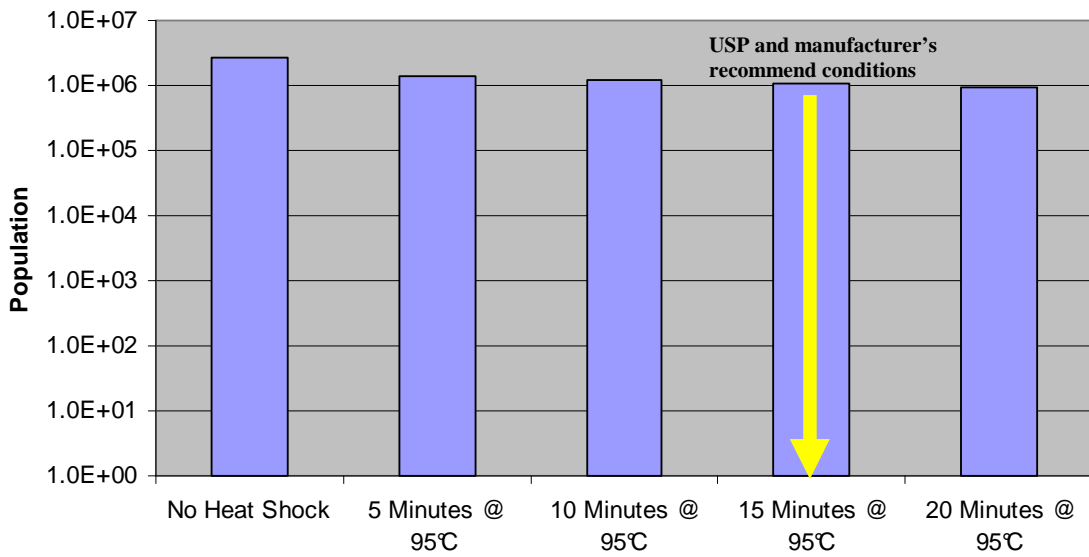
When performing a population assay on a lot of biological indicators there are many variables that can lead to results different from the certified value, and heat shock is only one of those variables. It is important to follow the manufactures' instructions as closely as possible in order to successfully verify the population.



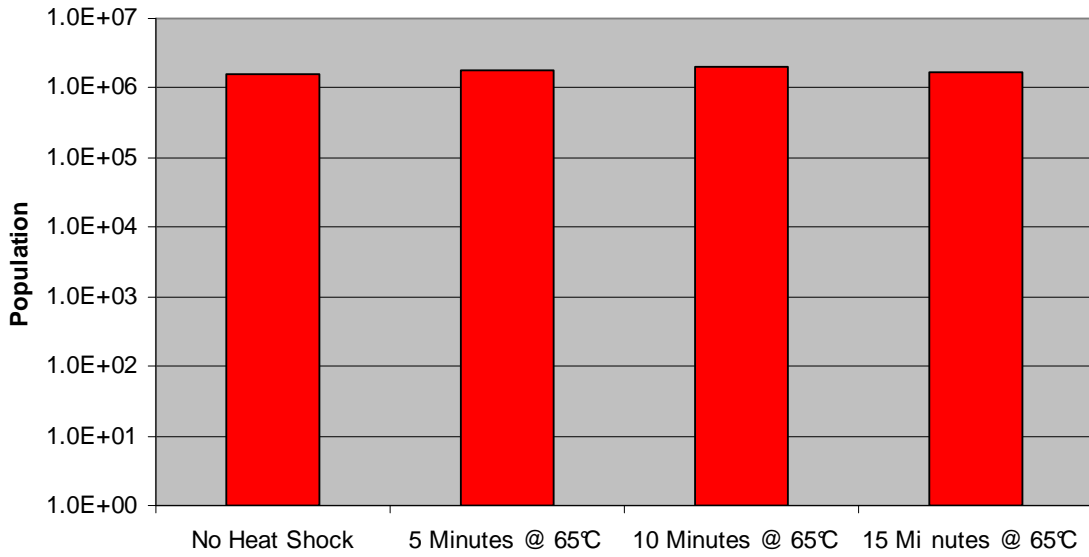
***Geobacillus stearothermophilus* spore recovery after 80 degree Celsius Heat Shock**



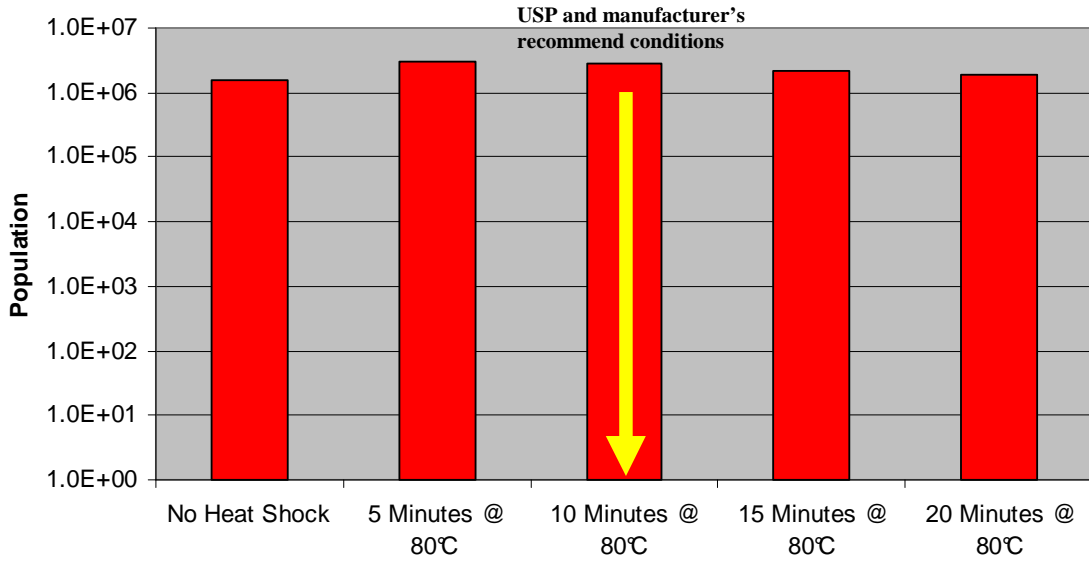
***Geobacillus stearothermophilus* spore recovery after 95 degree Celsius Heat Shock**

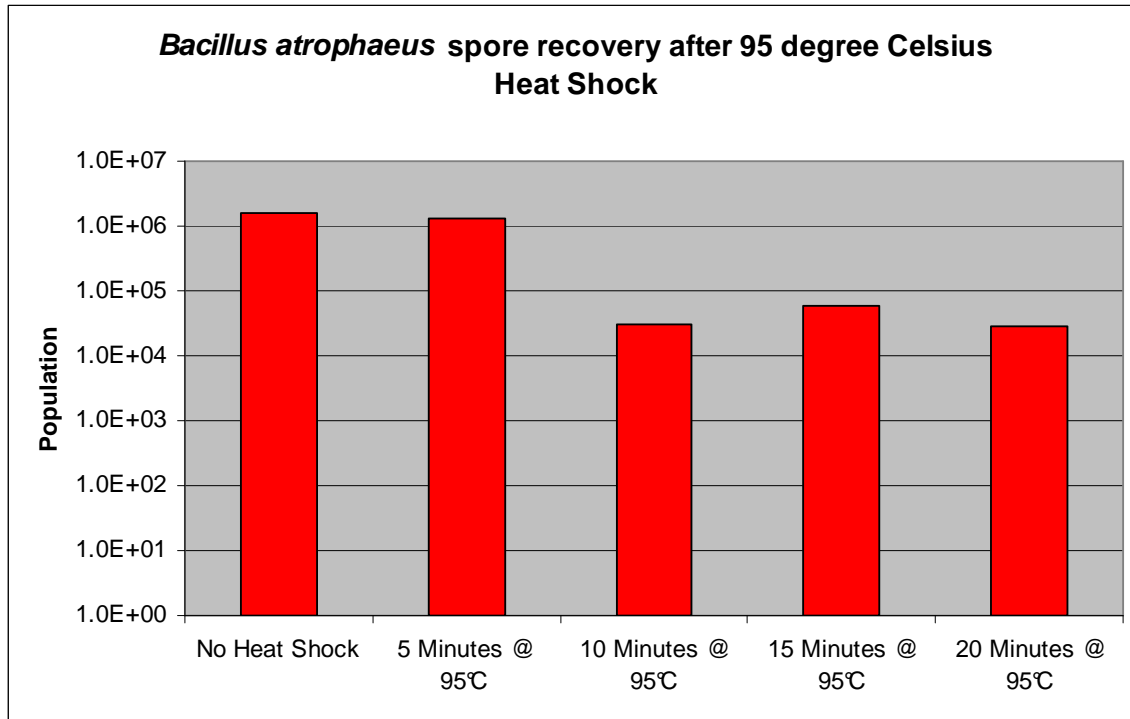


**Bacillus atrophaeus spore recovery after 65 degree Celsius Heat Shock**



**Bacillus atrophaeus spore recovery after 80 degree Celsius Heat Shock**





## SPORES DON'T LIE<sup>®</sup>

Please email us with topics you would like to see addressed in “Spore News”.

